

WOLF

For contractors and operators
CWL-2 Comfort Domestic Ventilation



CWL-2 Domestic Ventilation Unit

Compact, extremely quiet and highly efficient



Domestic ventilation CWL-2-225/325/400

The most compact in its class, extremely quiet and highly efficient – that is the new central domestic ventilation unit series CWL-2 from WOLF. The precise flow rate measurement, enthalpy heat exchanger, preheater and exceptionally easy maintenance make the entire CWL-2 family a collection of truly premium products. The new overall concept results in maximum comfort even at low outside temperatures –without draughts or irritating noises.



Direct link to the product:



Direct link to the product video:



The new domestic ventilation unit designed for comfort: CWL-2

Nine reasons why a healthy indoor environment is so important

09

WOLF

/01



Compact and efficient

State-of-the-art technologies mean outstanding thermal and electrical efficiency. At the same time, the CWL-2 offers incomparably low sound levels. The complete redesign makes this appliance the most compact in its class, even with the preheater integrated as standard.

/02



Quieter than ever before

Thanks to the aerodynamic internal configuration and the newly designed components, the appliance runs extremely quietly, even at high speeds.

It is therefore usually possible to avoid the use of external silencers. WOLF ventilation units are ideally suited to the new flow- and maintenance-optimised UniAir design valves in the round and rectangular versions.

/03



Continuous air exchange

The latest fan technology ensures an optimally-adjusted flow rate. The precise flow rate measurement with impeller anemometer guarantees smooth running and balanced flow rates. At the same time, this technology enables an even simpler component layout and makes maintenance a breeze.

WOLF

134



Perfect design

In combination with the new WOLF UniAir supply and extract air design valves, the CWL-2 series brings a sophisticated yet discreet look into the living space. In the modern silver-stripe design, the CWL-2 device series perfectly fits in with the current WOLF look.


137



Simple configuration and quick maintenance

With the new colour touch display, you can now operate the appliance even more easily. The digital step-by-step instructions guide you through installation and filter changes quickly and intuitively. The ball siphon guarantees maintenance-free condensate management and fault-free installation.

135



Enthalpy heat exchanger for moisture recovery

The CWL-2 is also available with an optional moisture-recovering heat exchanger. Thanks to the antibacterial polymer electrolyte membrane (PEM), no odours or pollutants are released into the supply air - for optimum hygiene and comfort. A separate drain connection is no longer required.


138



Directly online

With the WOLF Link home interface module, you can keep constant tabs on the systems of your customers and can even read and optimise the systems remotely. And with Amazon's voice assistant Alexa, the system even accepts voice commands.

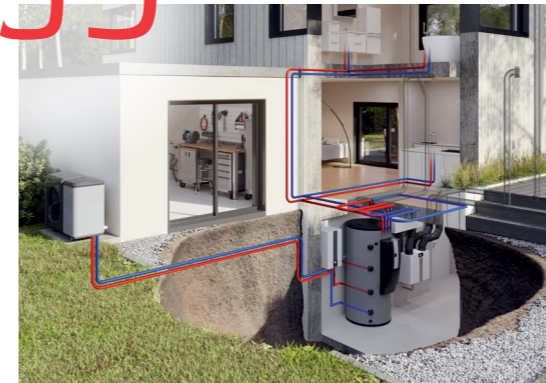
136



Comfort extras are standard features with us!

The CWL-2 thinks for you: At low outside temperatures, the intelligently-controlled preheater ensures trouble-free ventilation. In summer, the cool outside air is used at night thanks to the fully automatic bypass. All of these features are standard with WOLF.

139






A perfect team with WOLF heat generators

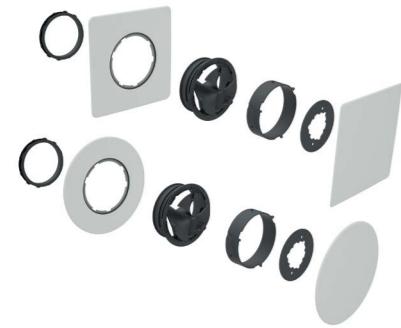
CWL-2 domestic ventilation units are the ideal complement to WOLF heat generators. The efficient overall system with its perfectly coordinated components can be easily and completely controlled via a single control unit using the WOLF Smartset app (or the portal).

Performance specifications at a glance

TYPE		CWL-2-225	CWL-2-325	CWL-2-400
Air flow rate	m ³ /h	225	325	400
Heating efficiency up to	%	98	98	99
Heating efficiency according to PHI	%	89	91	90
Heating efficiency according to ErP (DIN EN 13141-7)	%	92	91	92
SPI according to PHI	W/m ³ /h	0.25	0.21	0.22
SPI according to ErP	W/m ³ /h	0.17	0.15	0.17
Housing sound power level	dB(A)	39 @ 158m ³ /h, 50Pa	41 @ 230m ³ /h, 50Pa	50 @ 280 m ³ /h, 50 Pa
Filter category	-	ISO coarse 60% (G4)		
Optional filter category	-	ePM1 50% (F7)		
Duct connection	-	DN 125	DN 160	DN 180
Preheater included as standard	-	yes		
Bypass as standard	-	yes		
Constant flow	-	yes		
Dimensions (W x H x D)	mm	600×650×455	650×750×560	650×750×560
Weight	kg	29	37	38.5



Highlights - system accessories and services



WOLF UniAir design valves 125R and 125Q

- Fast and easy installation
- Design covers held in place by magnets - easy to remove and exchange
- Even air distribution and comfortable room ventilation without draughts
- Air flow regulation at the valve possible thanks to annular gap limiter
- Suitable for ceiling and wall installation
- UV resistant



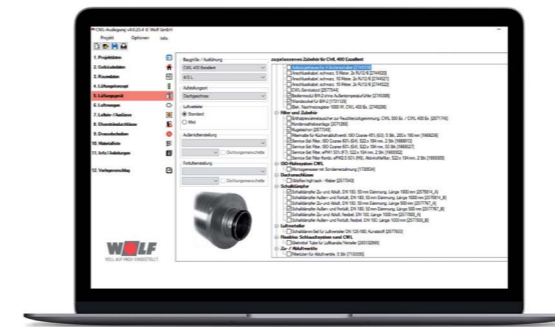
UniAir Silencer

- For reduced noise levels in the installation room
- Higher insertion loss than metal or semimetal silencers
- Up to the maximum air flow rate of the CWL-2 in combination with a flexible silencer
- Fast and easy installation



WOLF distributors & hoses

- Antistatic and antibacterial
- Air distributors with 8, 16 or 24 connections available
- Flexible range of applications
- Available as round duct DN75 and DN63 or flat duct 50×100 or 50×140
- Supply and extract air outlets as ceiling or floor versions
- Various sound insulation measures ensure noiseless air distribution



WOLF design software

- Free and user-friendly design of the entire domestic ventilation system in just minutes
- Flow rate calculation according to DIN 1946-6
- Integrated creation of installation path recommendation
- Complete printout of all information (e.g.: materials list with gross prices, overflow openings, line schematic, ventilation concept, restrictor calculation)



UniAir Pure Induct

- Filters out ultra-fine dust particles
- Filter easy to change
- Greatly extended filter service life
- Fast and easy installation
- Fully automatic operation



Direct link to the software:

Our expert advisers are more than happy to help:

Berlin

14974 Ludwigsfelde
Tel. +49 3378 8577-3

Dresden

01723 Wilsdruff
OT Kesselsdorf
Tel. +49 35204 7858-0

Frankfurt

61191 Rosbach
Tel. +49 6003 93455-0

Hamburg

22525 Hamburg
Tel. +49 40 5260588-0

Hanover

30625 Hanover
Tel. +49 511 6766963

Coblenz

56218 Mülheim-Kärlich
Tel. +49 2630 96246-0

Munich

85748 Garching
Tel. +49 89 13012200

Nuremberg

96050 Bamberg
Tel. +49 951 208540

Osnabrück

49076 Osnabrück-Atterfeld
Tel. +49 541 91318-0

Stuttgart

70771 Leinfelden-Echterdingen
Tel. +49 711 939209-0

**If you have any questions about this brochure,
please contact us at feedback@wolf.eu**



**We look forward to
hearing from you.**

Subject to technical modifications. Please note that only the WOLF product is shown in the images of the product. You will usually need incoming and outgoing lines which are connected to the WOLF product from the outside.

WOLF GmbH
Postfach 13 80
D-84048 Mainburg
Tel. +49 8751 74-0
email info@wolf.eu
www.wolf.eu

WOLF

Perfectly in tune with you.

DE/07.21 part no. 4801448